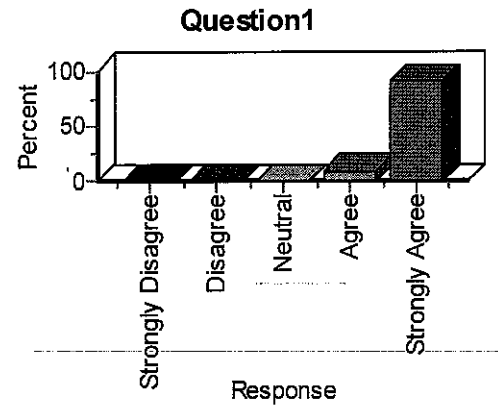


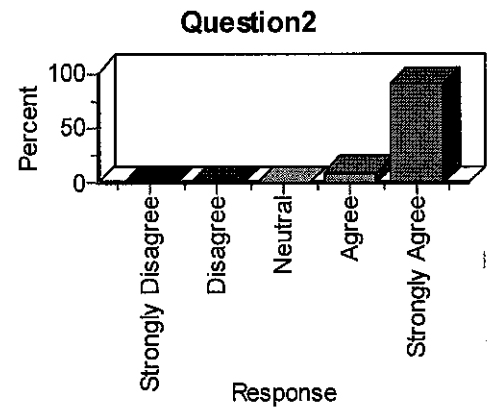
Item Analysis: Question1

| Label | Value | Frequency | Percent |
|-------------------|-------|-----------|---------|
| Strongly Disagree | 1 | 0 | 0.00 |
| Disagree | 2 | 0 | 0.00 |
| Neutral | 3 | 0 | 0.00 |
| Agree | 4 | 1 | 9.09 |
| Strongly Agree | 5 | 10 | 90.91 |
| Total Valid | | 11 | 100.00 |



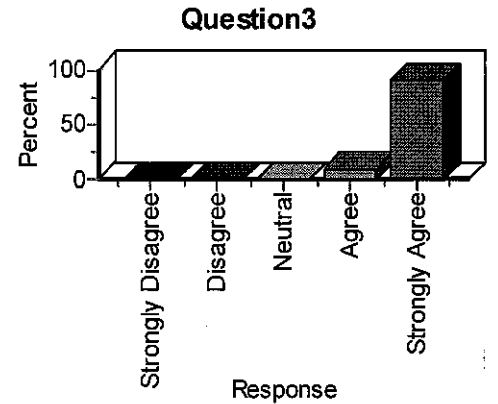
Item Analysis: Question2

| Label | Value | Frequency | Percent |
|-------------------|-------|-----------|---------|
| Strongly Disagree | 1 | 0 | 0.00 |
| Disagree | 2 | 0 | 0.00 |
| Neutral | 3 | 0 | 0.00 |
| Agree | 4 | 1 | 9.09 |
| Strongly Agree | 5 | 10 | 90.91 |
| Total Valid | | 11 | 100.00 |



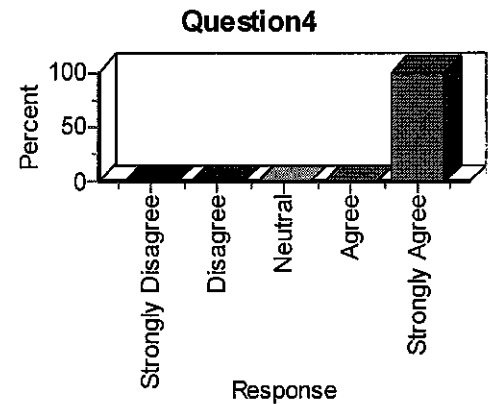
Item Analysis: Question3

| Label | Value | Frequency | Percent |
|-------------------|-------|-----------|---------|
| Strongly Disagree | 1 | 0 | 0.00 |
| Disagree | 2 | 0 | 0.00 |
| Neutral | 3 | 0 | 0.00 |
| Agree | 4 | 1 | 9.09 |
| Strongly Agree | 5 | 10 | 90.91 |
| Total Valid | | 11 | 100.00 |



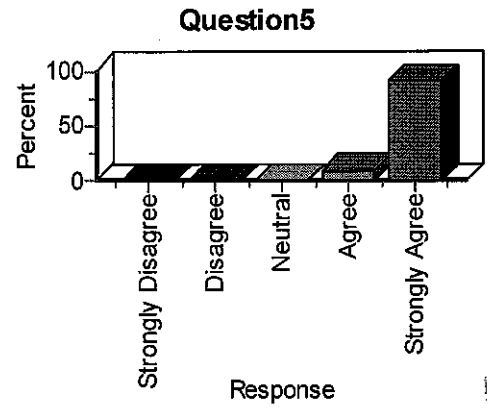
Item Analysis: Question4

| Label | Value | Frequency | Percent |
|-------------------|-------|-----------|---------|
| Strongly Disagree | 1 | 0 | 0.00 |
| Disagree | 2 | 0 | 0.00 |
| Neutral | 3 | 0 | 0.00 |
| Agree | 4 | 0 | 0.00 |
| Strongly Agree | 5 | 11 | 100.00 |
| Total Valid | | 11 | 100.00 |



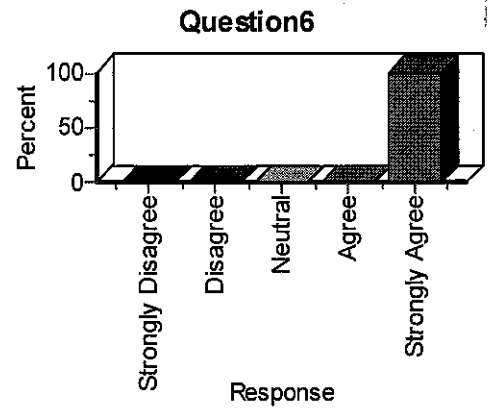
Item Analysis: Question5

| Label | Value | Frequency | Percent |
|-------------------|-------|-----------|---------|
| Strongly Disagree | 1 | 0 | 0.00 |
| Disagree | 2 | 0 | 0.00 |
| Neutral | 3 | 0 | 0.00 |
| Agree | 4 | 1 | 9.09 |
| Strongly Agree | 5 | 10 | 90.91 |
| Total Valid | | 11 | 100.00 |



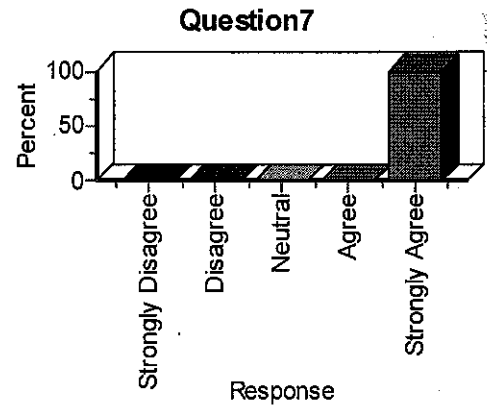
Item Analysis: Question6

| Label | Value | Frequency | Percent |
|-------------------|-------|-----------|---------|
| Strongly Disagree | 1 | 0 | 0.00 |
| Disagree | 2 | 0 | 0.00 |
| Neutral | 3 | 0 | 0.00 |
| Agree | 4 | 0 | 0.00 |
| Strongly Agree | 5 | 11 | 100.00 |
| Total Valid | | 11 | 100.00 |



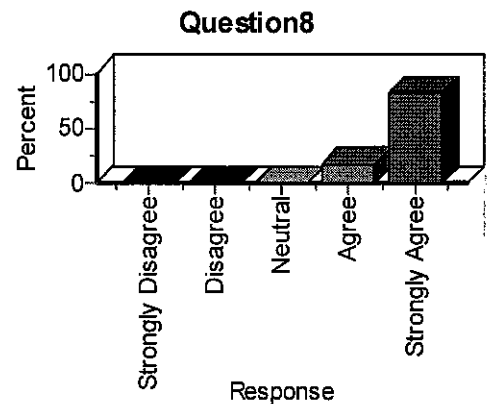
Item Analysis: Question7

| Label | Value | Frequency | Percent |
|-------------------|-------|-----------|---------|
| Strongly Disagree | 1 | 0 | 0.00 |
| Disagree | 2 | 0 | 0.00 |
| Neutral | 3 | 0 | 0.00 |
| Agree | 4 | 0 | 0.00 |
| Strongly Agree | 5 | 11 | 100.00 |
| Total Valid | | 11 | 100.00 |



Item Analysis: Question8

| Label | Value | Frequency | Percent |
|-------------------|-------|-----------|---------|
| Strongly Disagree | 1 | 0 | 0.00 |
| Disagree | 2 | 0 | 0.00 |
| Neutral | 3 | 0 | 0.00 |
| Agree | 4 | 2 | 18.18 |
| Strongly Agree | 5 | 9 | 81.82 |
| Total Valid | | 11 | 100.00 |



H. Torville
 ENGL-023-01
 SPRING-2011

Item Statistics:

| | Question1 | Question2 | Question3 | Question4 | Question5 | Question6 | Question7 |
|---------------------|-----------|-----------|-----------|-----------|-----------|-----------|-----------|
| Sample Size | 11 | 11 | 11 | 11 | 11 | 11 | 11 |
| Number Missing | 0 | 0 | 0 | 0 | 0 | 0 | 0 |
| Mean | 4.91 | 4.91 | 4.91 | 5.00 | 4.91 | 5.00 | 5.00 |
| Variance | 0.09 | 0.09 | 0.09 | 0.00 | 0.09 | 0.00 | 0.00 |
| Standard Deviation | 0.30 | 0.30 | 0.30 | 0.00 | 0.30 | 0.00 | 0.00 |
| Standard Error | 0.09 | 0.09 | 0.09 | 0.00 | 0.09 | 0.00 | 0.00 |
| Minimum | 4.00 | 4.00 | 4.00 | 5.00 | 4.00 | 5.00 | 5.00 |
| Maximum | 5.00 | 5.00 | 5.00 | 5.00 | 5.00 | 5.00 | 5.00 |
| Median | 5.00 | 5.00 | 5.00 | 5.00 | 5.00 | 5.00 | 5.00 |
| Range | 1.00 | 1.00 | 1.00 | 0.00 | 1.00 | 0.00 | 0.00 |
| Sum | 54.00 | 54.00 | 54.00 | 55.00 | 54.00 | 55.00 | 55.00 |
| Sum of Squares | 266.00 | 266.00 | 266.00 | 275.00 | 266.00 | 275.00 | 275.00 |
| Skewness | -3.32 | -3.32 | -3.32 | - | -3.32 | - | - |
| Kurtosis | 11.00 | 11.00 | 11.00 | - | 11.00 | - | - |
| T Value | 54.00 | 54.00 | 54.00 | - | 54.00 | - | - |
| Mean Abs Dev | 0.17 | 0.17 | 0.17 | 0.00 | 0.17 | 0.00 | 0.00 |
| Percentile (25) | 5.00 | 5.00 | 5.00 | 5.00 | 5.00 | 5.00 | 5.00 |
| Percentile (50) | 5.00 | 5.00 | 5.00 | 5.00 | 5.00 | 5.00 | 5.00 |
| Percentile (75) | 5.00 | 5.00 | 5.00 | 5.00 | 5.00 | 5.00 | 5.00 |
| Inter Qrt. Range | 0.00 | 0.00 | 0.00 | 0.00 | 0.00 | 0.00 | 0.00 |
| Con. Interval (1%) | 4.62 | 4.62 | 4.62 | 5.00 | 4.62 | 5.00 | 5.00 |
| Con. Interval (5%) | 4.71 | 4.71 | 4.71 | 5.00 | 4.71 | 5.00 | 5.00 |
| Con. Interval (95%) | 5.11 | 5.11 | 5.11 | 5.00 | 5.11 | 5.00 | 5.00 |
| Con. Interval (99%) | 5.20 | 5.20 | 5.20 | 5.00 | 5.20 | 5.00 | 5.00 |

| Question 8 | |
|---------------------|--------|
| Sample Size | 11 |
| Number Missing | 0 |
| Mean | 4.82 |
| Variance | 0.16 |
| Standard Deviation | 0.40 |
| Standard Error | 0.12 |
| Minimum | 4.00 |
| Maximum | 5.00 |
| Median | 5.00 |
| Range | 1.00 |
| Sum | 53.00 |
| Sum of Squares | 257.00 |
| Skewness | -1.92 |
| Kurtosis | 2.04 |
| T Value | 39.50 |
| Mean Abs. Dev | 0.30 |
| Percentile (25) | 5.00 |
| Percentile (50) | 5.00 |
| Percentile (75) | 5.00 |
| Inter Qrt. Range | 0.00 |
| Con. Interval (1%) | 4.43 |
| Con. Interval (5%) | 4.55 |
| Con. Interval (95%) | 5.09 |
| Con. Interval (99%) | 5.20 |

End-of-Course Evaluation Cover Sheet

Please complete all the requested information below. This will help make sure that your results are returned to you quickly.

Instructor Name: H. Torrie Phone: 2648

Information on the Course Being Evaluated:

Course Title: Engl 023-01

Department: Engl/Phil CRN: 63560

Number of Questions on the Survey: 8

Return Results of Evaluation to:

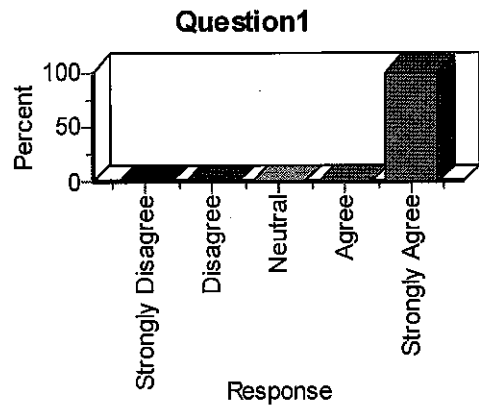
Name: H. Torrie

Campus Address: 610 176

Comments:

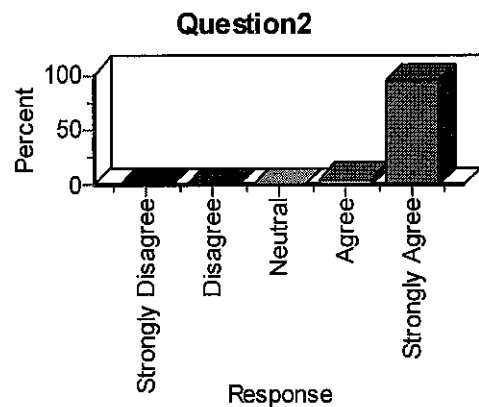
Item Analysis: Question1

| Label | Value | Frequency | Percent |
|-------------------|-------|-----------|---------|
| Strongly Disagree | 1 | 0 | 0.00 |
| Disagree | 2 | 0 | 0.00 |
| Neutral | 3 | 0 | 0.00 |
| Agree | 4 | 0 | 0.00 |
| Strongly Agree | 5 | 15 | 100.00 |
| Total Valid | | 15 | 100.00 |



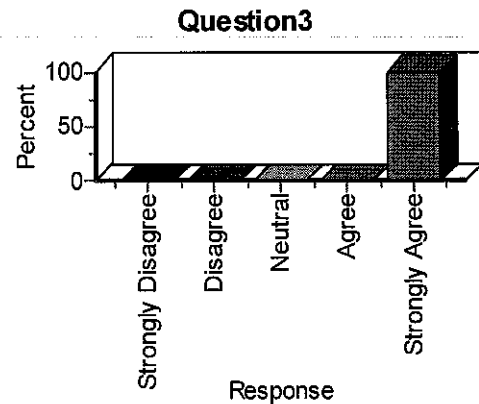
Item Analysis: Question2

| Label | Value | Frequency | Percent |
|-------------------|-------|-----------|---------|
| Strongly Disagree | 1 | 0 | 0.00 |
| Disagree | 2 | 0 | 0.00 |
| Neutral | 3 | 0 | 0.00 |
| Agree | 4 | 1 | 6.67 |
| Strongly Agree | 5 | 14 | 93.33 |
| Total Valid | | 15 | 100.00 |



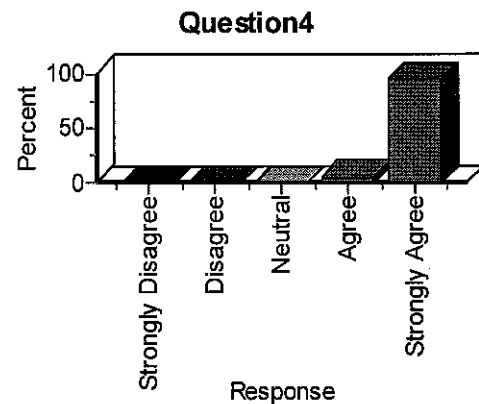
Item Analysis: Question3

| Label | Value | Frequency | Percent |
|-------------------|-------|-----------|---------|
| Strongly Disagree | 1 | 0 | 0.00 |
| Disagree | 2 | 0 | 0.00 |
| Neutral | 3 | 0 | 0.00 |
| Agree | 4 | 0 | 0.00 |
| Strongly Agree | 5 | 15 | 100.00 |
| Total Valid | | 15 | 100.00 |



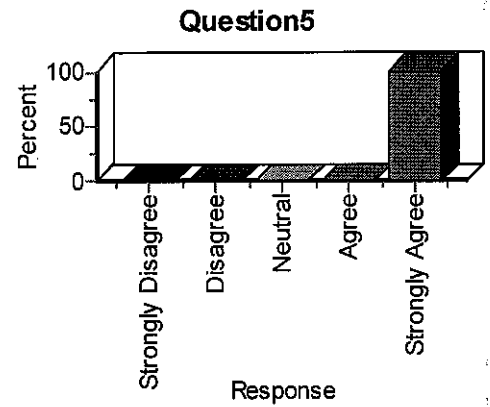
Item Analysis: Question4

| Label | Value | Frequency | Percent |
|-------------------|-------|-----------|---------|
| Strongly Disagree | 1 | 0 | 0.00 |
| Disagree | 2 | 0 | 0.00 |
| Neutral | 3 | 0 | 0.00 |
| Agree | 4 | 1 | 6.67 |
| Strongly Agree | 5 | 14 | 93.33 |
| Total Valid | | 15 | 100.00 |



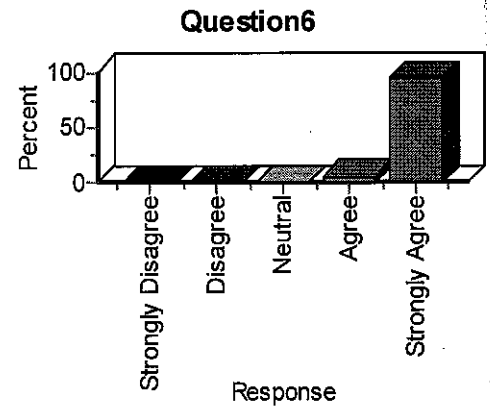
Item Analysis: Question5

| Label | Value | Frequency | Percent |
|-------------------|-------|-----------|---------|
| Strongly Disagree | 1 | 0 | 0.00 |
| Disagree | 2 | 0 | 0.00 |
| Neutral | 3 | 0 | 0.00 |
| Agree | 4 | 0 | 0.00 |
| Strongly Agree | 5 | 15 | 100.00 |
| Total Valid | | 15 | 100.00 |



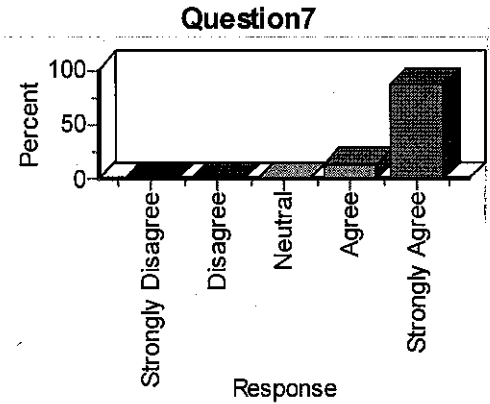
Item Analysis: Question6

| Label | Value | Frequency | Percent |
|-------------------|-------|-----------|---------|
| Strongly Disagree | 1 | 0 | 0.00 |
| Disagree | 2 | 0 | 0.00 |
| Neutral | 3 | 0 | 0.00 |
| Agree | 4 | 1 | 6.67 |
| Strongly Agree | 5 | 14 | 93.33 |
| Total Valid | | 15 | 100.00 |



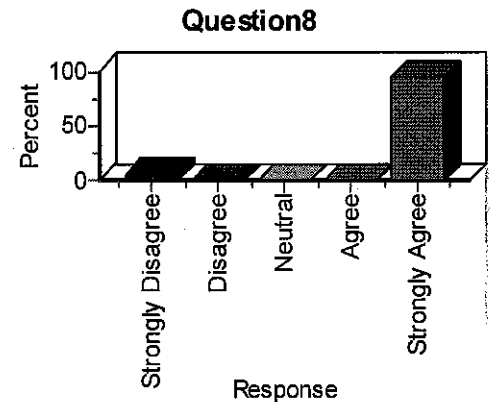
Item Analysis: Question7

| Label | Value | Frequency | Percent |
|-------------------|-------|-----------|---------|
| Strongly Disagree | 1 | 0 | 0.00 |
| Disagree | 2 | 0 | 0.00 |
| Neutral | 3 | 0 | 0.00 |
| Agree | 4 | 2 | 13.33 |
| Strongly Agree | 5 | 13 | 86.67 |
| Total Valid | | 15 | 100.00 |



Item Analysis: Question8

| Label | Value | Frequency | Percent |
|-------------------|-------|-----------|---------|
| Strongly Disagree | 1 | 1 | 6.67 |
| Disagree | 2 | 0 | 0.00 |
| Neutral | 3 | 0 | 0.00 |
| Agree | 4 | 0 | 0.00 |
| Strongly Agree | 5 | 14 | 93.33 |
| Total Valid | | 15 | 100.00 |



End-of-Course Evaluation Cover Sheet

Please complete all the requested information below. This will help make sure that your results are returned to you quickly.

Instructor Name: H. Torrie Phone: 2648

Information on the Course Being Evaluated:

Course Title: Engl 033-03

Department: Engl/Phil CRN: 63577

Number of Questions on the Survey: 8

Return Results of Evaluation to:

Name: H. Torrie

Campus Address: C10 176

Comments:

H. Torville
 ENGL-033-03
 SPRING-2011

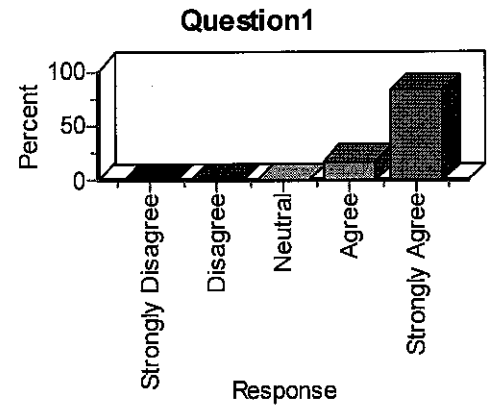
Item Statistics:

| | Question 1 | Question 2 | Question 3 | Question 4 | Question 5 | Question 6 | Question 7 |
|---------------------|------------|------------|------------|------------|------------|------------|------------|
| Sample Size | 15 | 15 | 15 | 15 | 15 | 15 | 15 |
| Number Missing | 0 | 0 | 0 | 0 | 0 | 0 | 0 |
| Mean | 5.00 | 4.93 | 5.00 | 4.93 | 5.00 | 4.93 | 4.87 |
| Variance | 0.00 | 0.07 | 0.00 | 0.07 | 0.00 | 0.07 | 0.12 |
| Standard Deviation | 0.00 | 0.26 | 0.00 | 0.26 | 0.00 | 0.26 | 0.35 |
| Standard Error | 0.00 | 0.07 | 0.00 | 0.07 | 0.00 | 0.07 | 0.09 |
| Minimum | 5.00 | 4.00 | 5.00 | 4.00 | 5.00 | 4.00 | 4.00 |
| Maximum | 5.00 | 5.00 | 5.00 | 5.00 | 5.00 | 5.00 | 5.00 |
| Median | 5.00 | 5.00 | 5.00 | 5.00 | 5.00 | 5.00 | 5.00 |
| Range | 0.00 | 1.00 | 0.00 | 1.00 | 0.00 | 1.00 | 1.00 |
| Sum | 75.00 | 74.00 | 75.00 | 74.00 | 75.00 | 74.00 | 73.00 |
| Sum of Squares | 375.00 | 366.00 | 375.00 | 366.00 | 375.00 | 366.00 | 357.00 |
| Skewness | - | -3.87 | - | -3.87 | - | -3.87 | -2.40 |
| Kurtosis | - | 15.00 | - | 15.00 | - | 15.00 | 4.35 |
| T Value | - | 74.00 | - | 74.00 | - | 74.00 | 53.57 |
| Mean Abs. Dev | 0.00 | 0.12 | 0.00 | 0.12 | 0.00 | 0.12 | 0.23 |
| Percentile (25) | 5.00 | 5.00 | 5.00 | 5.00 | 5.00 | 5.00 | 5.00 |
| Percentile (50) | 5.00 | 5.00 | 5.00 | 5.00 | 5.00 | 5.00 | 5.00 |
| Percentile (75) | 5.00 | 5.00 | 5.00 | 5.00 | 5.00 | 5.00 | 5.00 |
| Inter Qrt. Range | 0.00 | 0.00 | 0.00 | 0.00 | 0.00 | 0.00 | 0.00 |
| Con. Interval (1%) | 5.00 | 4.73 | 5.00 | 4.73 | 5.00 | 4.73 | 4.60 |
| Con. Interval (5%) | 5.00 | 4.79 | 5.00 | 4.79 | 5.00 | 4.79 | 4.67 |
| Con. Interval (95%) | 5.00 | 5.08 | 5.00 | 5.08 | 5.00 | 5.08 | 5.06 |
| Con. Interval (99%) | 5.00 | 5.13 | 5.00 | 5.13 | 5.00 | 5.13 | 5.14 |

| Question8 | |
|---------------------|--------|
| Sample Size | 15 |
| Number Missing | 0 |
| Mean | 4.73 |
| Variance | 1.07 |
| Standard Deviation | 1.03 |
| Standard Error | 0.27 |
| Minimum | 1.00 |
| Maximum | 5.00 |
| Median | 5.00 |
| Range | 4.00 |
| Sum | 71.00 |
| Sum of Squares | 351.00 |
| Skewness | -3.87 |
| Kurtosis | 15.00 |
| T Value | 17.75 |
| Mean Abs. Dev | 0.50 |
| Percentile (25) | 5.00 |
| Percentile (50) | 5.00 |
| Percentile (75) | 5.00 |
| Inter Qrt. Range | 0.00 |
| Con. Interval (1%) | 3.94 |
| Con. Interval (5%) | 4.16 |
| Con. Interval (95%) | 5.31 |
| Con. Interval (99%) | 5.53 |

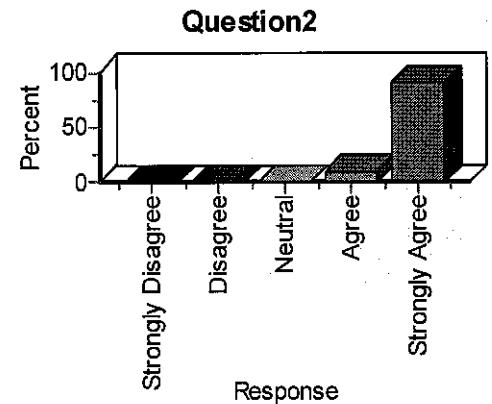
Item Analysis: Question1

| Label | Value | Frequency | Percent |
|-------------------|-------|-----------|---------|
| Strongly Disagree | 1 | 0 | 0.00 |
| Disagree | 2 | 0 | 0.00 |
| Neutral | 3 | 0 | 0.00 |
| Agree | 4 | 2 | 18.18 |
| Strongly Agree | 5 | 9 | 81.82 |
| Total Valid | | 11 | 100.00 |



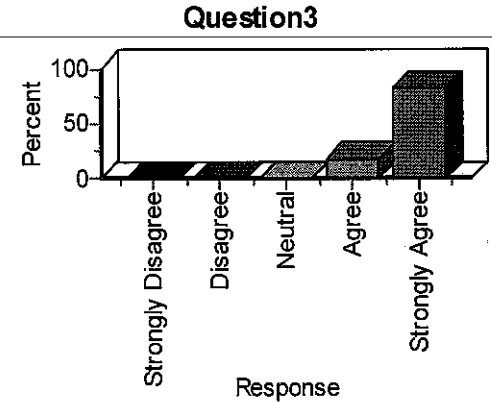
Item Analysis: Question2

| Label | Value | Frequency | Percent |
|-------------------|-------|-----------|---------|
| Strongly Disagree | 1 | 0 | 0.00 |
| Disagree | 2 | 0 | 0.00 |
| Neutral | 3 | 0 | 0.00 |
| Agree | 4 | 1 | 9.09 |
| Strongly Agree | 5 | 10 | 90.91 |
| Total Valid | | 11 | 100.00 |



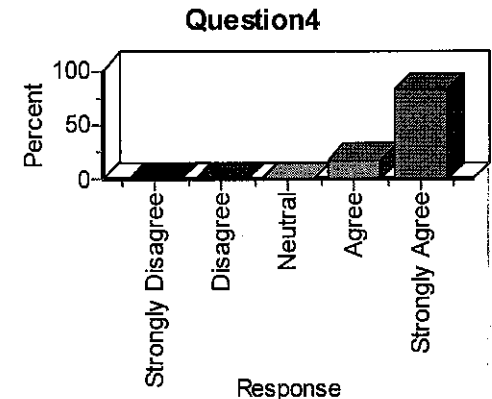
Item Analysis: Question3

| Label | Value | Frequency | Percent |
|-------------------|-------|-----------|---------|
| Strongly Disagree | 1 | 0 | 0.00 |
| Disagree | 2 | 0 | 0.00 |
| Neutral | 3 | 0 | 0.00 |
| Agree | 4 | 2 | 18.18 |
| Strongly Agree | 5 | 9 | 81.82 |
| Total Valid | | 11 | 100.00 |



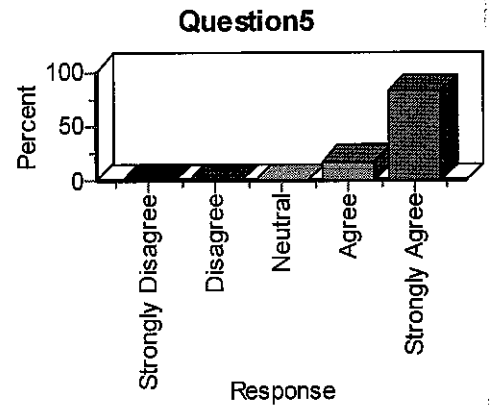
Item Analysis: Question4

| Label | Value | Frequency | Percent |
|-------------------|-------|-----------|---------|
| Strongly Disagree | 1 | 0 | 0.00 |
| Disagree | 2 | 0 | 0.00 |
| Neutral | 3 | 0 | 0.00 |
| Agree | 4 | 2 | 18.18 |
| Strongly Agree | 5 | 9 | 81.82 |
| Total Valid | | 11 | 100.00 |



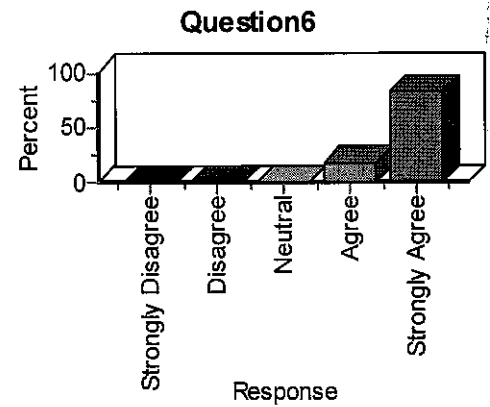
Item Analysis: Question5

| Label | Value | Frequency | Percent |
|-------------------|-------|-----------|---------|
| Strongly Disagree | 1 | 0 | 0.00 |
| Disagree | 2 | 0 | 0.00 |
| Neutral | 3 | 0 | 0.00 |
| Agree | 4 | 2 | 18.18 |
| Strongly Agree | 5 | 9 | 81.82 |
| Total Valid | | 11 | 100.00 |



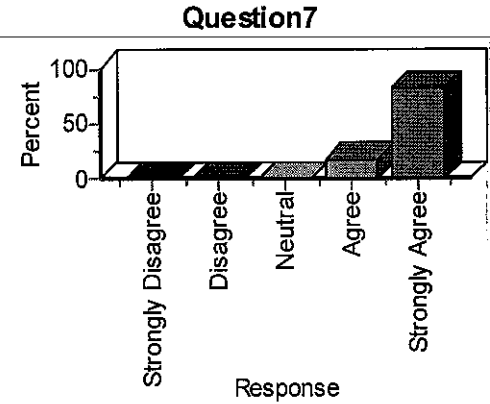
Item Analysis: Question6

| Label | Value | Frequency | Percent |
|-------------------|-------|-----------|---------|
| Strongly Disagree | 1 | 0 | 0.00 |
| Disagree | 2 | 0 | 0.00 |
| Neutral | 3 | 0 | 0.00 |
| Agree | 4 | 2 | 18.18 |
| Strongly Agree | 5 | 9 | 81.82 |
| Total Valid | | 11 | 100.00 |



Item Analysis: Question7

| Label | Value | Frequency | Percent |
|-------------------|-------|-----------|---------|
| Strongly Disagree | 1 | 0 | 0.00 |
| Disagree | 2 | 0 | 0.00 |
| Neutral | 3 | 0 | 0.00 |
| Agree | 4 | 2 | 18.18 |
| Strongly Agree | 5 | 9 | 81.82 |
| Total Valid | | 11 | 100.00 |



Item Analysis: Question8

| Label | Value | Frequency | Percent |
|-------------------|-------|-----------|---------|
| Strongly Disagree | 1 | 0 | 0.00 |
| Disagree | 2 | 0 | 0.00 |
| Neutral | 3 | 1 | 9.09 |
| Agree | 4 | 1 | 9.09 |
| Strongly Agree | 5 | 9 | 81.82 |
| Total Valid | | 11 | 100.00 |

